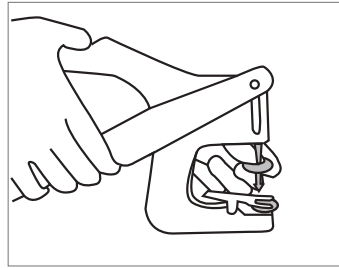
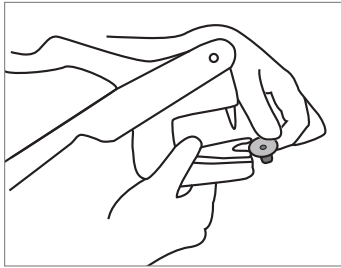


Vertical Tag Applicator

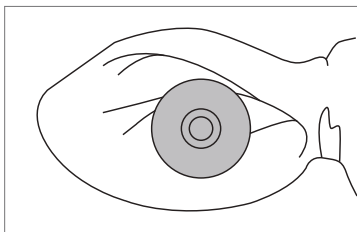


Instruction for application



1. To load, depress the clip and insert the female part as shown in the picture.
2. Place the male part completely onto the application pin.



3. Dip the applicator holding the ear tags into antiseptic or disinfectant solution.
4. Place the applicator at the centre of the animal's ear and apply firmly the tag until the ear is perforated, with the male tag entering from the back of the ear.



IMPORTANT: Ear tags must be positioned at the center of the ear and between the two rows of ear cartilage.

DATAMARS

Corporate Headquarters:

Via ai Prati
6930 Bedano-Lugano
Switzerland
Phone: +41 91 935 73 80
Fax: +41 91 945 03 30

livestock-id@datamars.com

www.datamars.com